



THE MALAYSIAN  
INSURANCE INSTITUTE

# Guide For Navigating The Examination Portal

# EXAM PORTAL LOGIN



Sign In

LOGIN

EXAM HOME

## Home

Scheduled test details are displayed here. Click on Start button to take test.



Sort ▾

☒ Active ☐ Upcoming ☐ Completed ☐ Expired ☐ All

No. of questions : 

Duration	: 00:15:00
Start date and time	: 23/12/2020 4:15:00 PM
End date and time	: 26/12/2020 4:59:00 PM
Status	: Not attempted

[Start Test](#)

# LANGUAGE AND CANDIDATE INSTRUCTIONS

Select language

English
English
Malay
Mandarin

**Click “Select Language” to change the language for the exam to your preference.**

***Note: After starting the exam, candidate may not change the language again.***

## Read Instructions before you start the test

### Navigational instructions

Select/Write the best answer for each item. Then click Next button to move to the next item.

Click on Back button to move to the previous item.

You can Bookmark any number of items by selecting the item and click on Bookmark button, vice versa you can remove the Bookmark.

You can change your response for any item at any time before submitting the test by marking on the new response.

After completion of your test, Click Submit Test button to submit the test.

Your Test Summary will be displayed once you have submitted the test.

Do not close any window directly when you are taking test.

Keep watch on the clock on the top right corner of the exam window for time remaining.

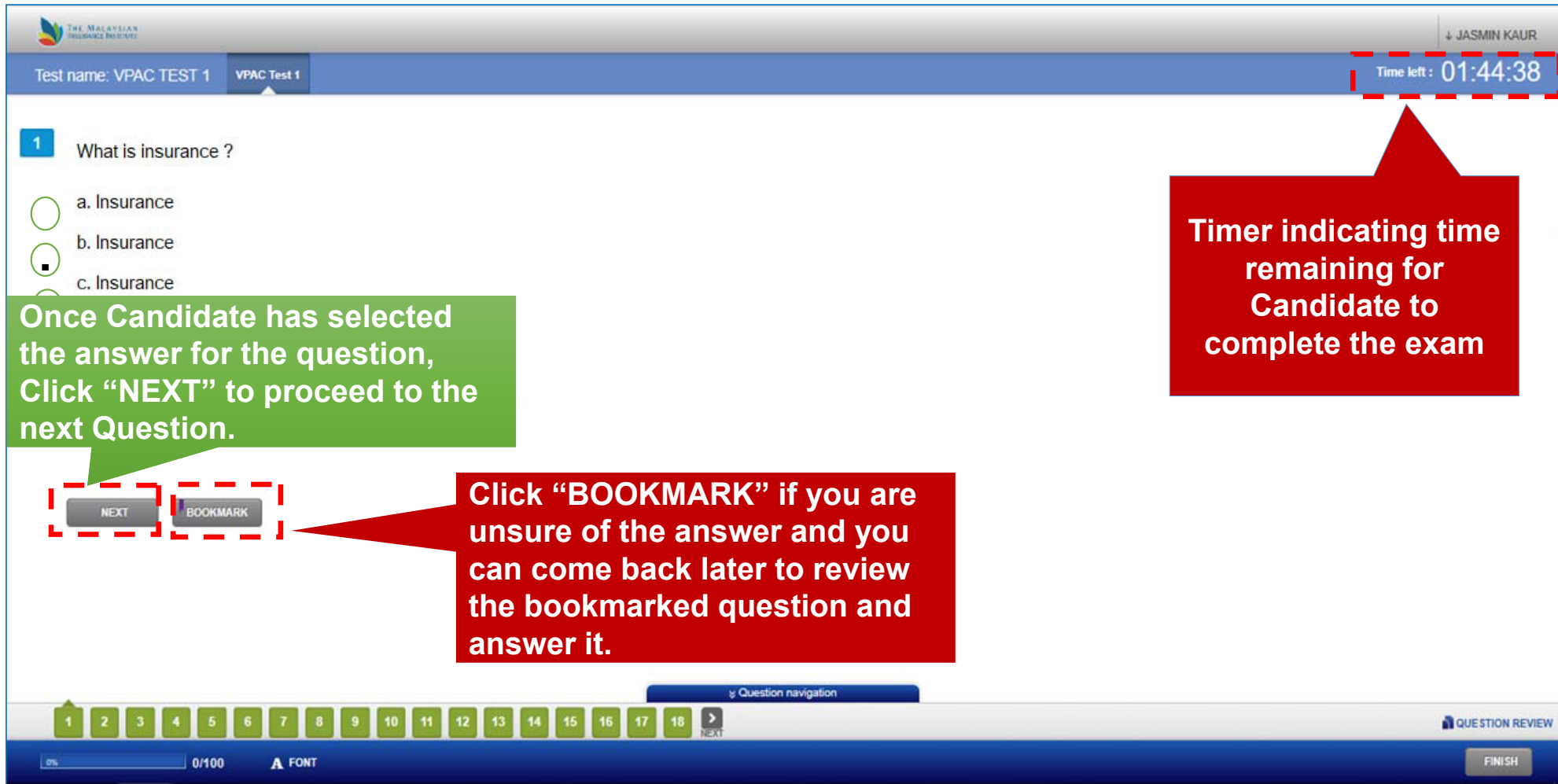
You can submit the test on completing the test. However, if the test time is elapsed, the system will automatically submit your test. Click Start button to take Test

**Please read the “Instructions Before Starting The Test”.**

**START**

**When you are ready, Click “START” to begin the exam.**

# NAVIGATING THE EXAM PAGE



The screenshot shows the exam interface for 'VPAC TEST 1'. The header includes the logo and the name 'JASMIN KAUR'. The test name is 'VPAC TEST 1'. A timer in the top right corner shows 'Time left : 01:44:38'. The first question is 'What is insurance ?' with three radio button options: 'a. Insurance', 'b. Insurance', and 'c. Insurance'. A green callout box points to the question, stating: 'Once Candidate has selected the answer for the question, Click "NEXT" to proceed to the next Question.' Below the question, there are two buttons: 'NEXT' and 'BOOKMARK'. A red callout box points to the 'BOOKMARK' button, stating: 'Click "BOOKMARK" if you are unsure of the answer and you can come back later to review the bookmarked question and answer it.' At the bottom, there is a 'Question navigation' bar with a grid of question numbers from 1 to 18. The first question is highlighted. To the right of the grid is a 'NEXT' button. In the bottom right corner, there is a 'QUESTION REVIEW' link and a 'FINISH' button. The bottom status bar shows '0%' progress, '0/100' questions, and a 'FONT' icon.

Test name: VPAC TEST 1

VPAC Test 1

Time left : 01:44:38

1 What is insurance ?

☐ a. Insurance

☐ b. Insurance

☐ c. Insurance

Once Candidate has selected the answer for the question, Click "NEXT" to proceed to the next Question.

NEXT BOOKMARK

Click "BOOKMARK" if you are unsure of the answer and you can come back later to review the bookmarked question and answer it.

Question navigation

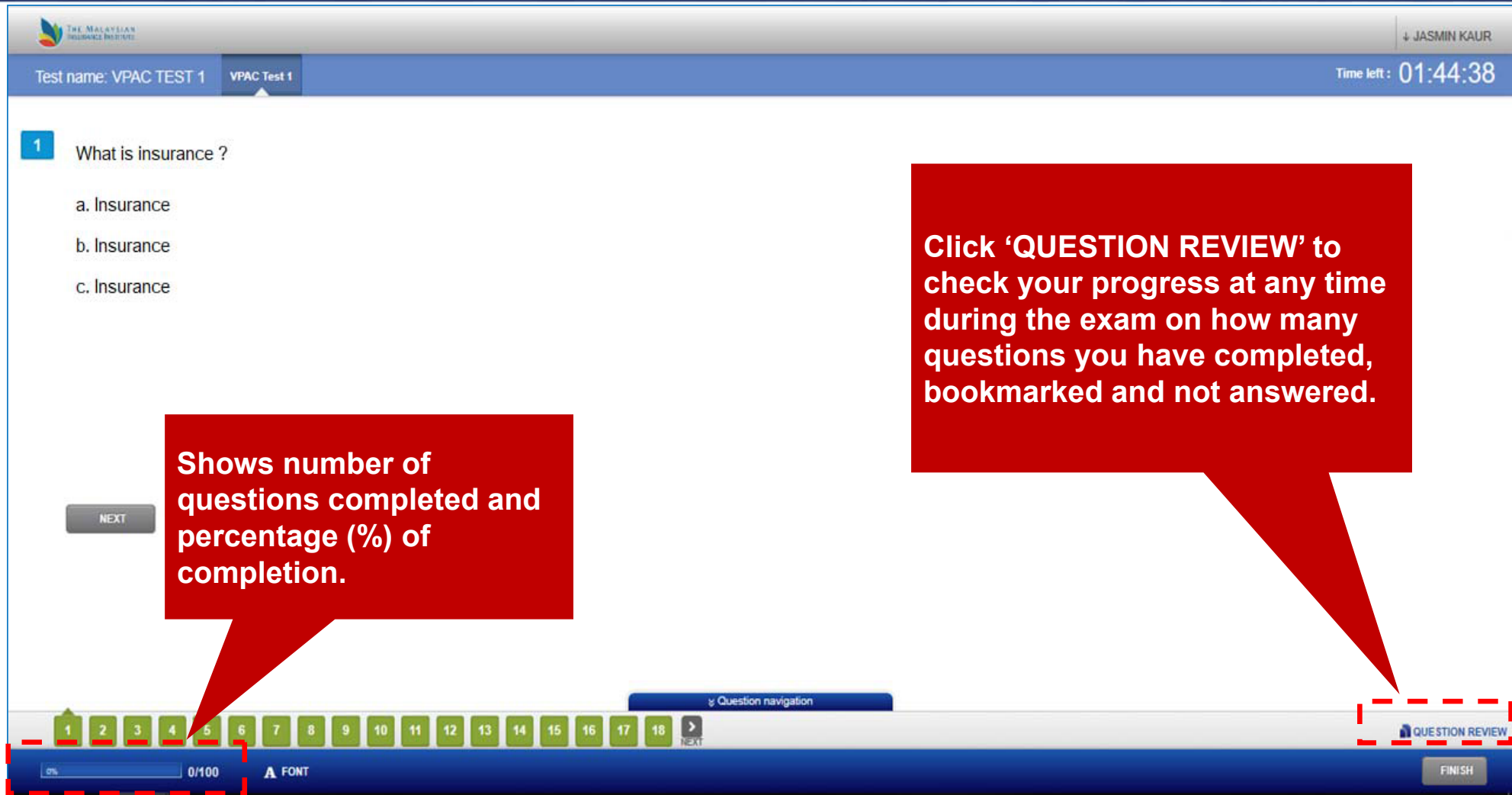
1 2 3 4 5 6 7 8 9 10 11 12 13 14 15 16 17 18

QUESTION REVIEW

0% 0/100 FONT

FINISH

# NAVIGATING THE EXAM PAGE

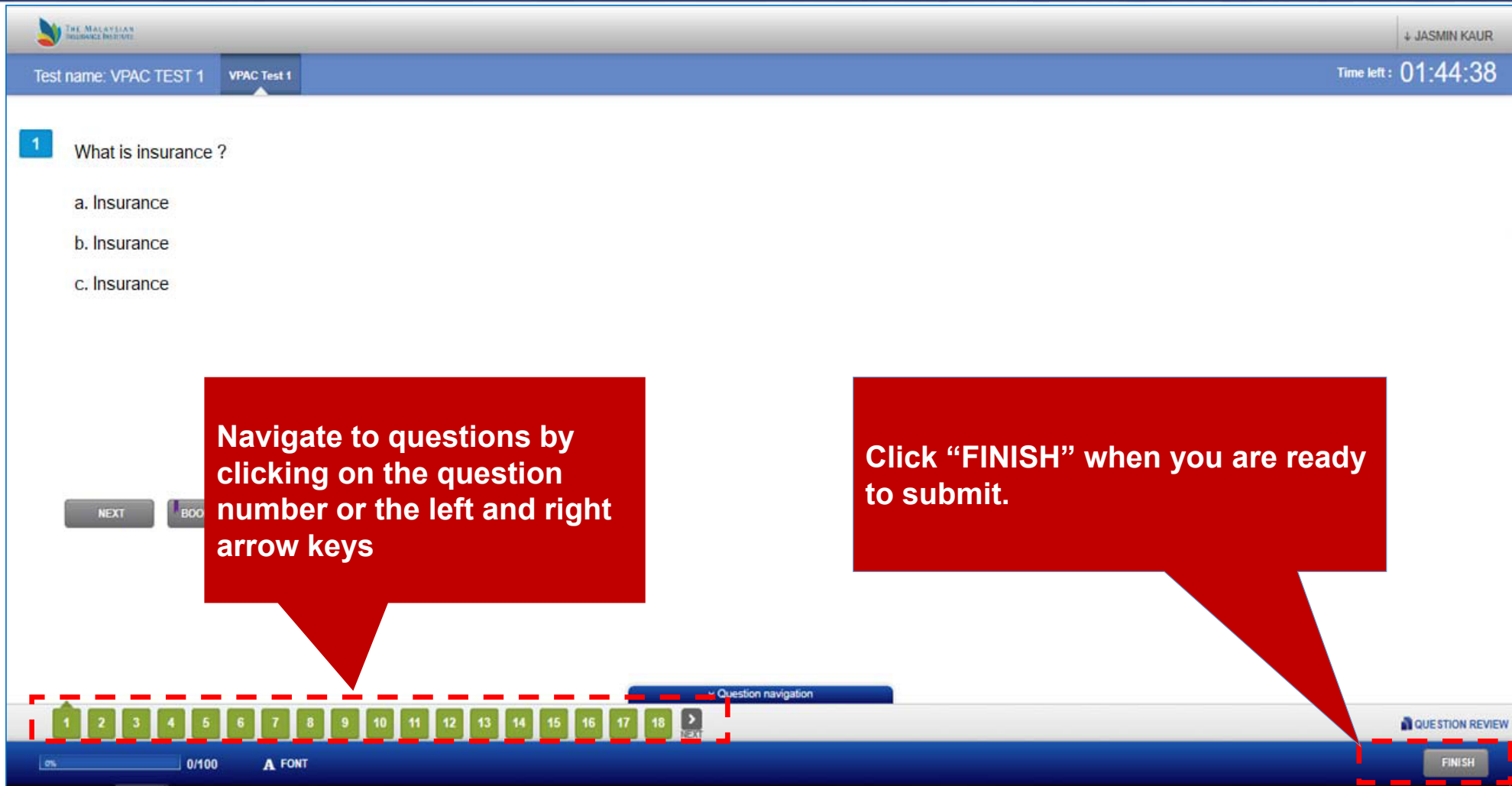


The screenshot displays the exam interface for 'VPAC TEST 1'. The top header shows the user's name 'JASMIN KAUR' and the time left '01:44:38'. The test name 'VPAC TEST 1' is also visible. The first question is 'What is insurance ?' with three options: 'a. Insurance', 'b. Insurance', and 'c. Insurance'. A 'NEXT' button is located below the question. At the bottom, there is a 'Question navigation' bar with 18 numbered buttons. A progress bar shows '0%' completion and '0/100' questions. A 'FONT' icon is also present. A 'QUESTION REVIEW' button is located at the bottom right, and a 'FINISH' button is at the bottom right corner.

**Shows number of questions completed and percentage (%) of completion.**

**Click 'QUESTION REVIEW' to check your progress at any time during the exam on how many questions you have completed, bookmarked and not answered.**

# NAVIGATING THE EXAM PAGE



The screenshot shows the exam interface for 'VPAC TEST 1'. The top header includes the logo and name of 'THE MALAYSIAN INSURANCE INSTITUTE' on the left, the user name 'JASMIN KAUR' on the right, and the test name 'VPAC TEST 1' in the center. A timer on the right shows 'Time left : 01:44:38'. The main content area displays the first question: '1 What is insurance ?' with three identical options: 'a. Insurance', 'b. Insurance', and 'c. Insurance'. Below the question, there are 'NEXT' and 'BOOKMARK' buttons. A red callout bubble points to the question number '1' and the navigation arrows, stating: 'Navigate to questions by clicking on the question number or the left and right arrow keys'. Another red callout bubble points to the 'FINISH' button at the bottom right, stating: 'Click "FINISH" when you are ready to submit.' The bottom navigation bar includes a 'Question navigation' tab, a row of question numbers (1-18) with a right arrow, a progress bar showing '0%', '0/100' questions completed, a 'FONT' size selector, a 'QUESTION REVIEW' link, and a 'FINISH' button. The entire interface is framed by a blue border.

Test name: VPAC TEST 1

VPAC Test 1

Time left : 01:44:38

1 What is insurance ?

a. Insurance

b. Insurance

c. Insurance

Navigate to questions by clicking on the question number or the left and right arrow keys

Click "FINISH" when you are ready to submit.

Question navigation

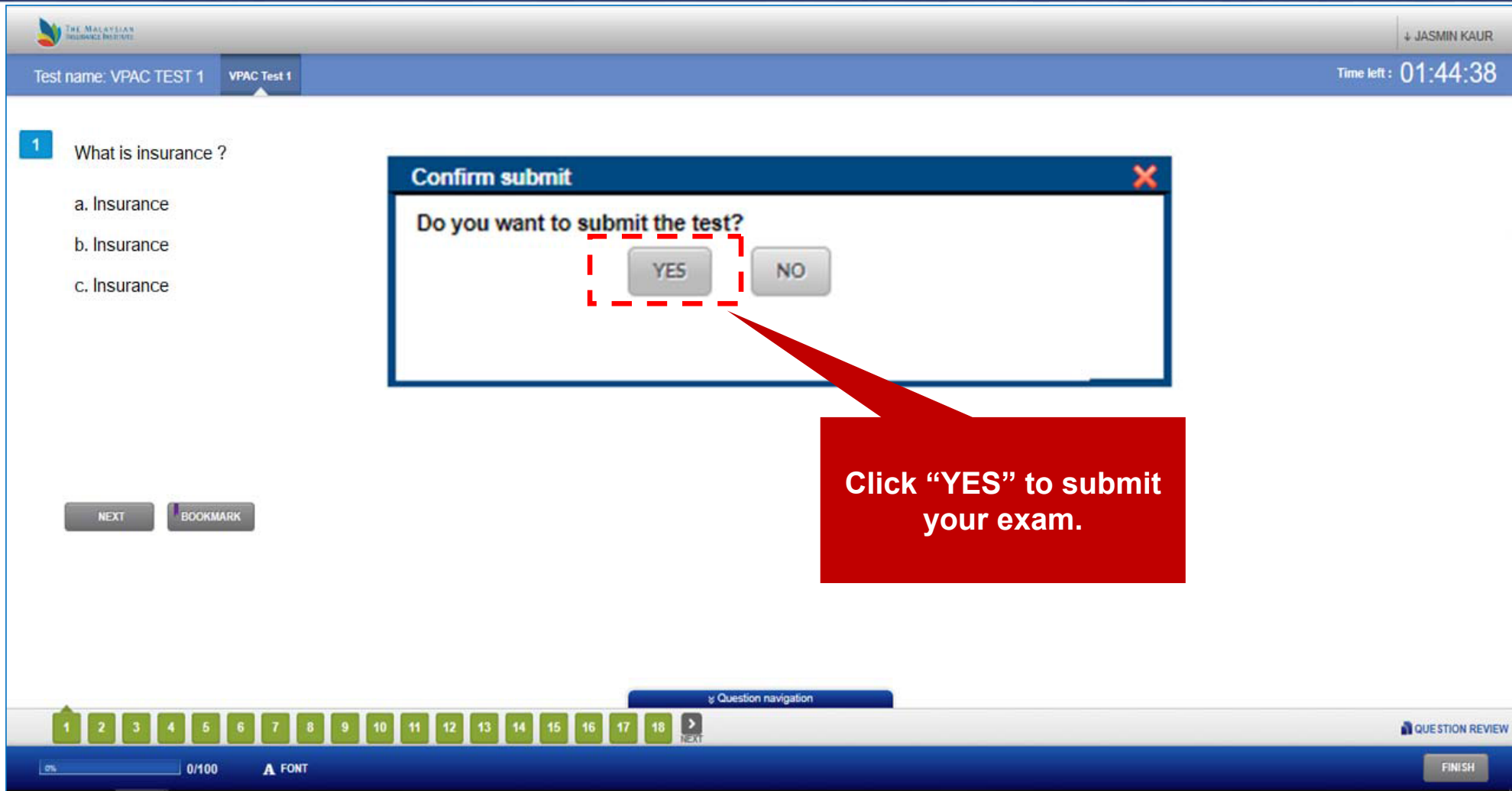
1 2 3 4 5 6 7 8 9 10 11 12 13 14 15 16 17 18

0% 0/100 FONT

QUESTION REVIEW

FINISH

# NAVIGATING THE EXAM PAGE



The screenshot displays the exam interface for 'VPAC TEST 1'. A 'Confirm submit' dialog box is open, asking 'Do you want to submit the test?'. The 'YES' button is highlighted with a red dashed border and a red arrow pointing to it from a red callout box. The callout box contains the text 'Click "YES" to submit your exam.'.

Test name: VPAC TEST 1    VPAC Test 1    Time left : 01:44:38

1 What is insurance ?

- a. Insurance
- b. Insurance
- c. Insurance

Confirm submit

Do you want to submit the test?

YES NO

NEXT BOOKMARK

Question navigation

1 2 3 4 5 6 7 8 9 10 11 12 13 14 15 16 17 18 > NEXT

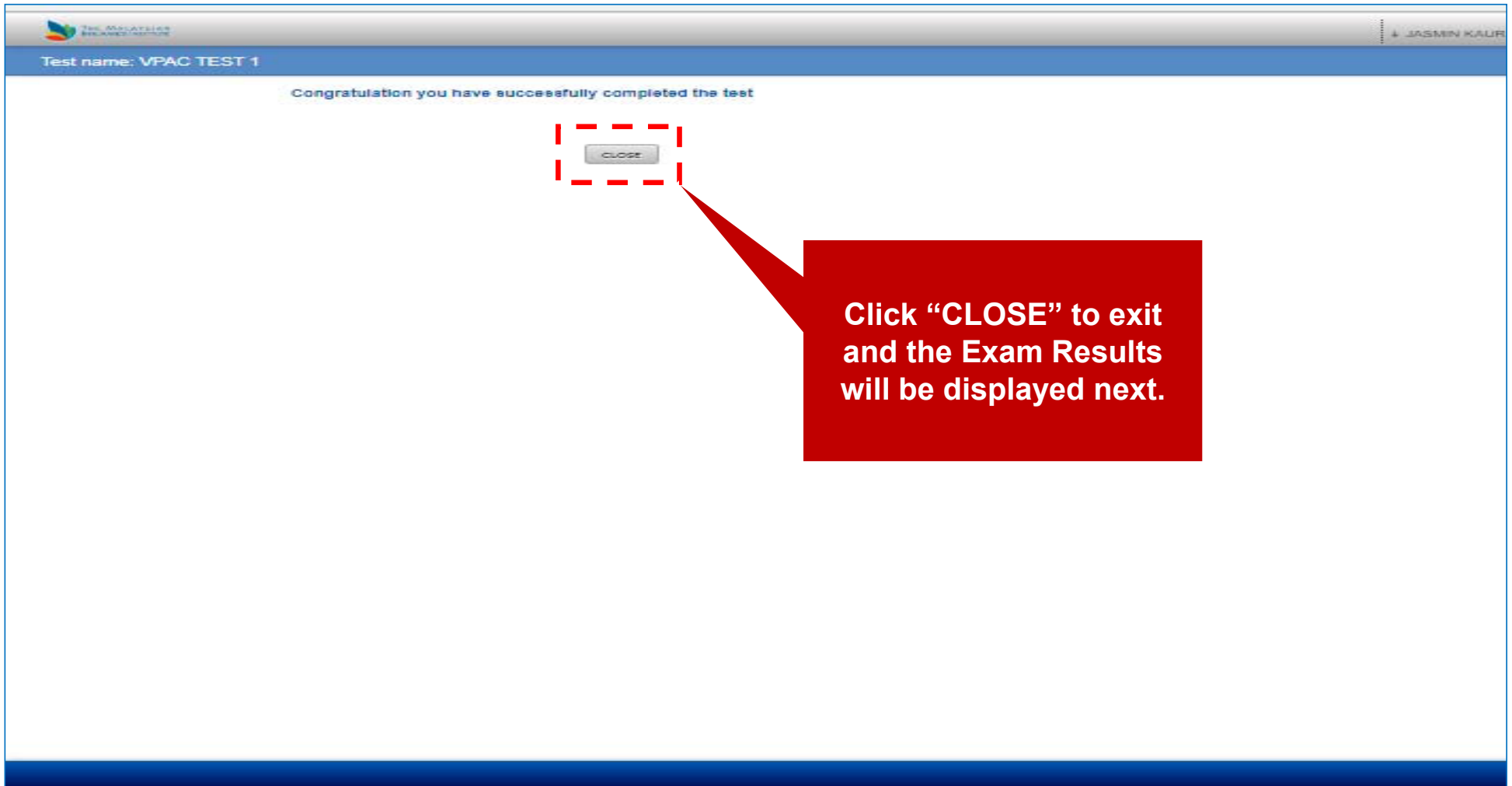
0% 0/100 FONT

QUESTION REVIEW

FINISH



## NAVIGATING THE EXAM PAGE



The screenshot shows a web browser window with a grey header bar. On the left is the logo for 'THE MALAYSIAN INSURANCE INSTITUTE'. On the right, the user's name 'JASMIN KAUR' is displayed. Below the header is a blue bar with the text 'Test name: VPAC TEST 1'. The main content area is white and contains a green message: 'Congratulation you have successfully completed the test'. Below this message is a 'CLOSE' button, which is highlighted by a red dashed rectangular border. A red callout box with a pointer to the button contains the text: 'Click "CLOSE" to exit and the Exam Results will be displayed next.'

Test name: VPAC TEST 1

Congratulation you have successfully completed the test

CLOSE

Click "CLOSE" to exit and the Exam Results will be displayed next.



THE MALAYSIAN  
INSURANCE INSTITUTE

**Good Luck For The Exams!**